

Winterizing Figs and Pomegranates

Many figs and pomegranates aren't hardy here and will die without winterizing. Even hardy figs like 'Hardy Chicago' and hardy pomegranates like 'Salavatski' can have their tops die back without winterizing. If the top dies in hardy varieties, there will be new growth but it will mean significantly less fruit on figs the following year and no fruit on the pomegranates the following year. So you can either plant them in pots and bring them inside or if they are planted in the ground winterize them in place, which this document will discuss.

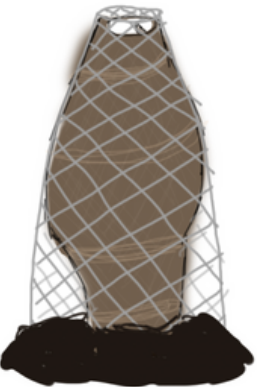
Materials: twine, mulch, chicken wire, plastic bucket, wrapping materials (tarps, burlap, or tarpaper) insulating material (dry leaves, straw, blankets) wooden poles (optional)




1. Begin by pruning back your tree, cutting off any dead or overlapping branches. Using twine, begin to gather the branches together in a bundle and tie them up. The branches should be very flexible, so be careful but confident.



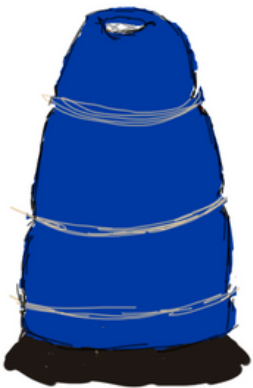
2. Once the tree is bundled, begin to wrap it in tar paper (can also use burlap). Aim for a tent shape, with the top being more narrow than the base. Leave an opening at the very top for air flow.



3. Build a cage around the fig tree with the chicken wire, keeping that same tent shape. There should be a small opening at the top, less than a foot in diameter. If desired, you can use wooden poles to create a framework for the chicken wire.



4. Fill the cage with insulating material, like leaves or hay. Some people have used house insulation, but we recommend safer materials. Mound soil or mulch over the roots in order to keep them insulated from the cold.



5. Wrap the tree in tarpaper or a tarp. If using a tarp, create some holes for airflow to prevent rot. Keep the same opening at the top. Secure with twine or rope.



6. Place the bucket upside down on top of the fig tree. This helps keep rain out, but still allows heat and moisture to escape the bundle. This will help prevent rot or disease.

You're done! Wait until Spring to unwrap your tree.